



**WILLOW
FALLS**

Willow Falls Phase 1B - Duplexes

Schedule of Finishes

Version 3

21 February 2025

 **craft homes™**



Preliminaries

The buildings will be erected substantially in compliance with the National Building Regulations, SANS 10400, the requirements of the Local Authority and any major Financial Institution, but this specification will not override these requirements should any conflicts arise.

In the event of any differences between this specification and other designs or verbal commitments, Annexure C specifications included in your signed agreement of sale will override.

Unless reduced to writing, no verbal commitments will apply.

All materials herein specified are subject to availability. If any materials are not readily available, or undue delay is experienced in obtaining them, the Seller shall have the right to use the nearest similar material available.

The Seller cannot guarantee that the materials used will be the same colour or texture as any sample inspected by the Purchaser or shown to the Purchaser by the Seller or its representatives. Where any materials are not clearly specified, or indicated on the drawings, the Seller shall have the right to use the material it considers to be the most suitable for the purpose.

Standard Option:



Upper cabinet: dark grey
Lower cabinet: light grey

Option 2:



Upper cabinet: dark grey
Lower cabinet: wood look

Option 3:




Upper cabinet: light grey
Lower cabinet: light grey



Soft close cupboards with lip handles



Counter tops



Splash back tile



Oven



Gas hob



Extractor



Sink



Mixer



Lights

Kitchen



Basin mixer



Guest bathroom wall hung basin



Main bathroom and bathroom 2 - vanity



Bedroom 2 - Built in Bath



Floor to ceiling shower tiles



Main bedroom en-suite Shower



Bath and shower mixer



Shower head



Mirror



Single tile around bath



Toilet Paper Holder



Toilet



Towel ring



Double Towel Rail



Shower floor tile

Bathrooms



General ceiling Lights



Bedroom ceiling Lights



Staircase pendant



Electrical



Doors



Door handles



Grey linen and bedroom cupboards



Soft close linen and vanity cupboard lip handles




Tiles



Tile skirtings



Wall paint



Balustrade

Interior



Porch and patio light



Exterior lights




Entrance door



Patio sliding door



Garage screed floor




Garage charcoal door



Wall paint



Exterior brick work



Roof tile



House number

Exteriors